

# Marqeta Earnings Supplement

August 10, 2022



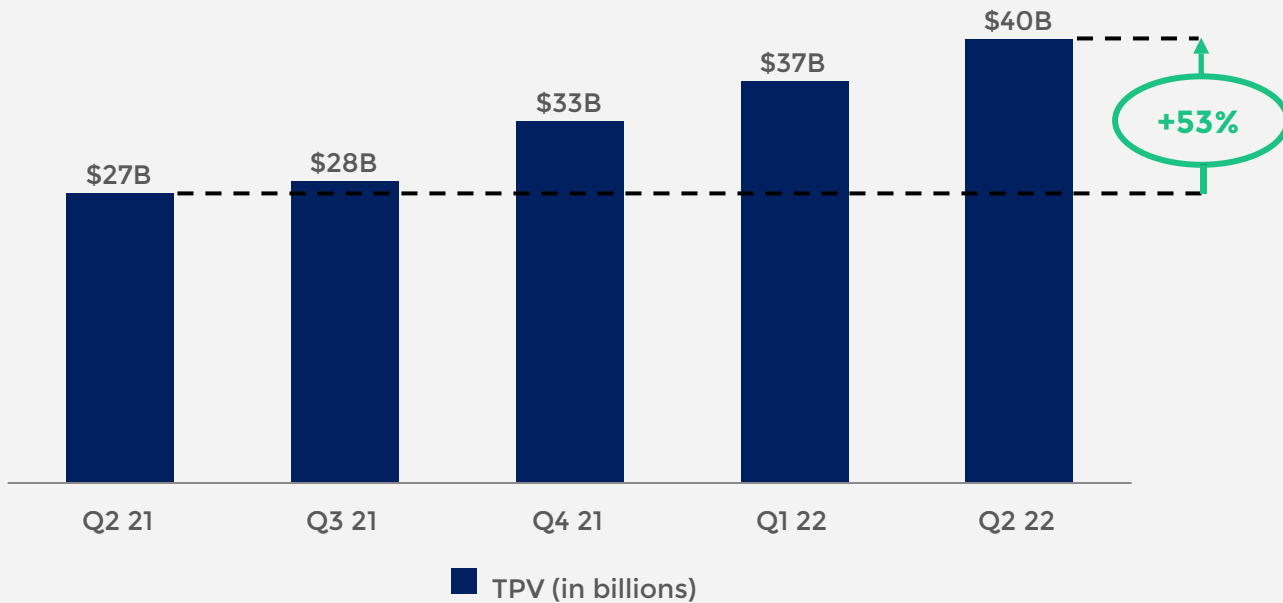
# Safe Harbor Statement

This earnings supplement contains "forward-looking statements" within the meaning of the "safe harbor" provisions of the Private Securities Litigation Reform Act of 1995. Forward-looking statements expressed or implied in this earnings supplement include, but are not limited to, statements relating to Marqeta's quarterly guidance; statements regarding Marqeta's business plans, business strategy and the continued success and growth of our customers; statements and expectations regarding Marqeta's partnerships, new product introductions, and product capabilities; and statements made by Marqeta's Founder and CEO. Actual results may differ materially from the expectations contained in these statements due to risks and uncertainties, including, but not limited to, the following: the effect of uncertainties related to the global COVID-19 pandemic on U.S. and global economies, our business, results of operations, financial condition, demand for our platform, sales cycles and customer retention; the risk that Marqeta is unable to further attract, retain, diversify, and expand its customer base; the risk that Marqeta is unable to drive increased TPV on its platform; the risk that consumers and customers will not perceive the benefits of Marqeta's products and solution as Marqeta expects; the uncertainty and unpredictability of consumer preferences regarding digital payment and banking preferences; the risk that Marqeta's technology platform, including hosted solutions and digital payment and banking products and services, do not operate as intended resulting in system outages; the risk that Marqeta will not be able to achieve the cost structure that Marqeta currently expects; the risk that Marqeta's products and solution will not achieve the expected market acceptance, including digital payment and banking products and services; the risk that competition could reduce expected demand for Marqeta's products and services, including digital payment and banking products and services; the risk that changes in the regulatory landscape adversely affects the gross interchange or other revenue Marqeta earns or adversely affects the bank and network costs Marqeta incurs; the risk that Marqeta may be unable to maintain relationships with Issuing Banks and Card Networks; the direct and indirect effects of the significant military action against Ukraine launched by Russia on U.S. and global economies, our business, results of operations, financial condition, and demand for our platform, including threats of attacks against U.S. financial institutions as retaliation against financial institutions for sanctions imposed against Russia; and the risk that Marqeta may be subject to additional risks such as inflation or currency fluctuations due to its international business activities. Detailed information about these risks and other factors that could potentially affect Marqeta's business, financial condition and results of operations are included in the "Risk Factors" disclosed in Marqeta's Annual Report on Form 10-K for the year ended December 31, 2021, as such risk factors may be updated from time to time in Marqeta's periodic filings with the SEC, available at [www.sec.gov](http://www.sec.gov) and Marqeta's website at <http://investors.marqeta.com>.

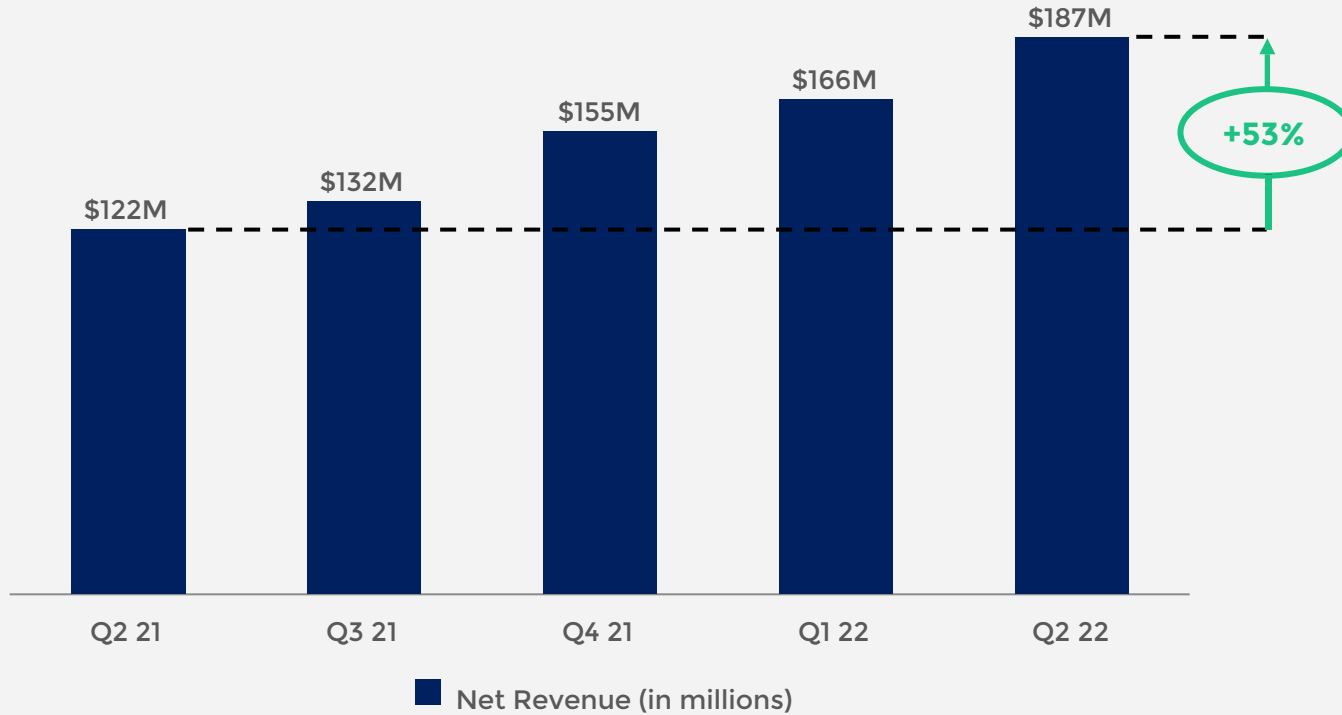
The forward-looking statements in this earnings supplement are based on information available to Marqeta as of the date hereof. Marqeta disclaims any obligation to update any forward-looking statements, except as required by law.

Investors and others should note that Marqeta announces material financial information to its investors using its investor relations website, SEC filings, press releases, public conference calls and webcasts. Marqeta also uses social media to communicate with its customers and the public about Marqeta, its products and services and other matters relating to its business and market. It is possible that the information Marqeta posts on social media could be deemed to be material information. Therefore, Marqeta encourages investors, the media, and others interested in Marqeta to review the information we post on social media channels including the Marqeta Twitter feed (@Marqeta), the Marqeta Instagram page (@lifeatmarqeta), the Marqeta Facebook page, and the Marqeta LinkedIn page. These social media channels may be updated from time to time.

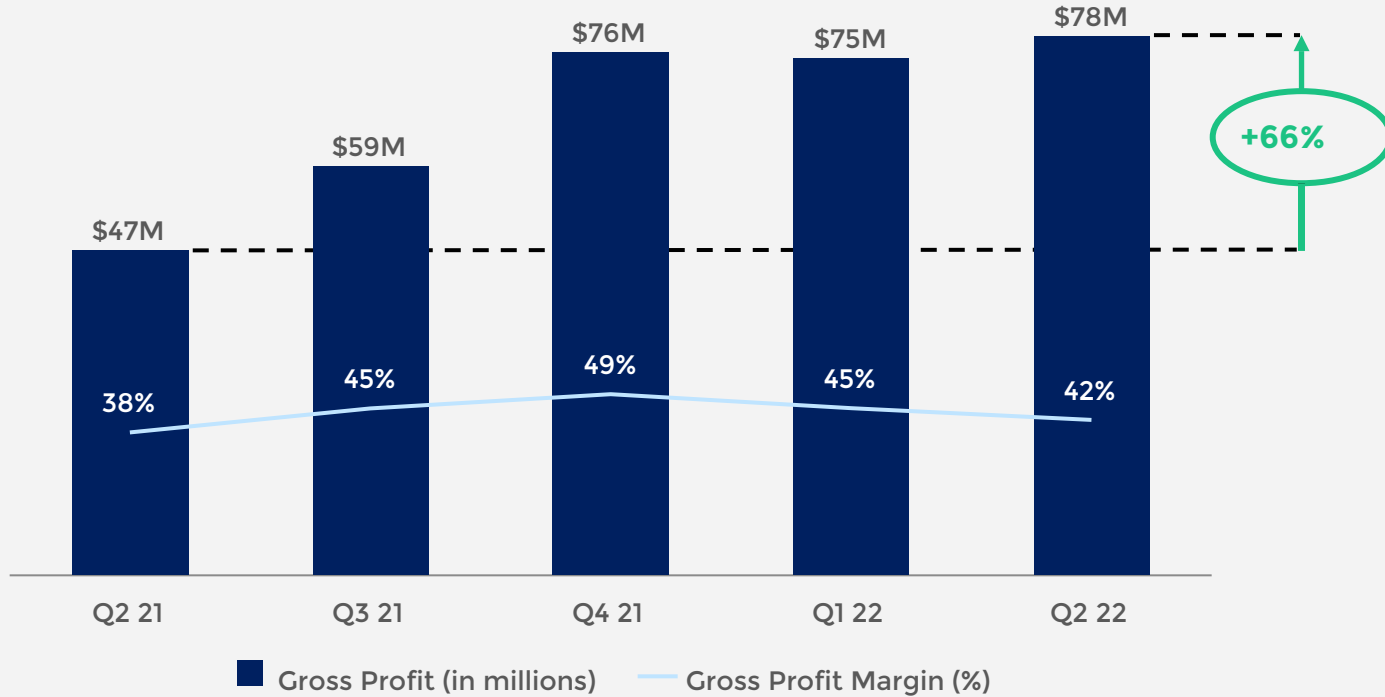
## Quarterly Total Processing Volume (TPV)



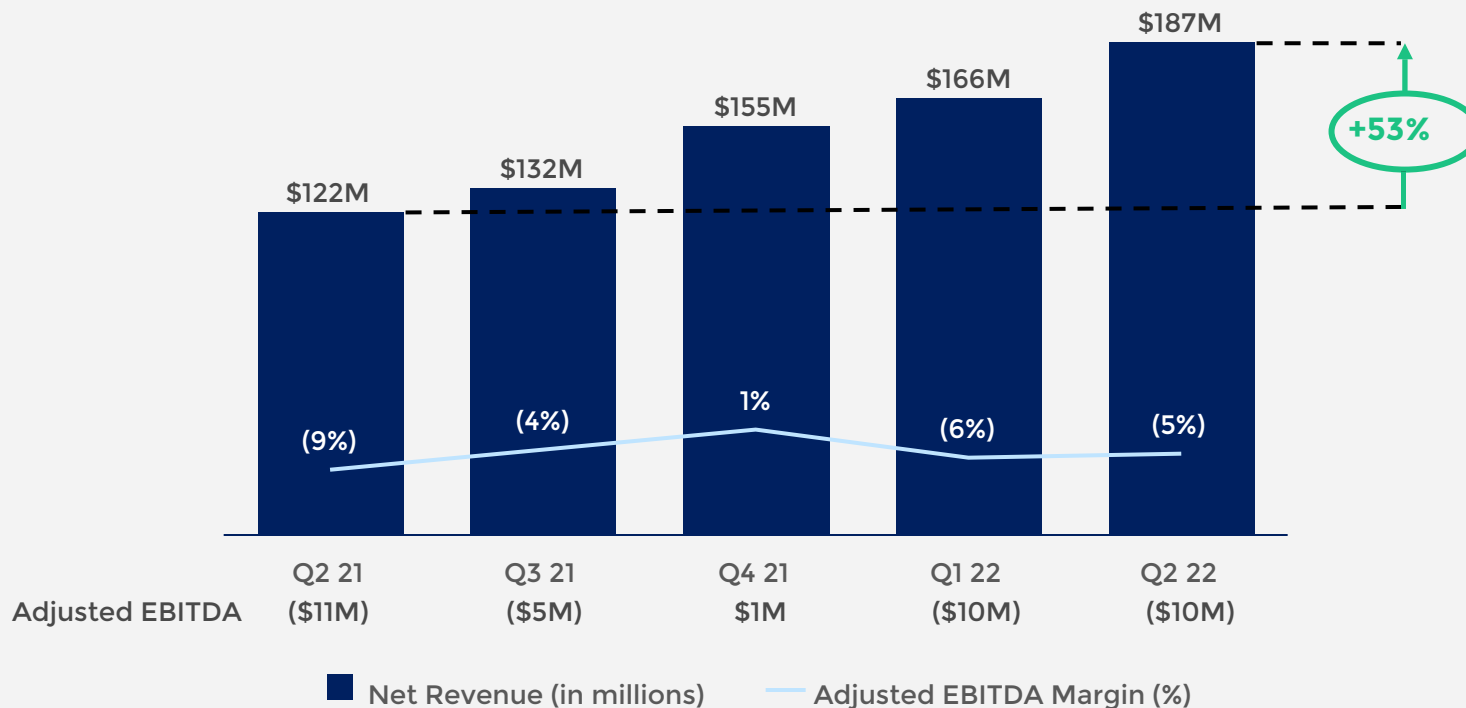
## Quarterly Net Revenue



## Quarterly Gross Profit and Gross Profit Margin



## Quarterly Net Revenue, Adjusted EBITDA and Adjusted EBITDA Margin <sup>1</sup>



# Q3 Financial 2022 Guidance

<b>Net Revenue Growth</b>	36 - 38%
<b>Gross Profit Margin</b>	43 - 44%
<b>Adj. EBITDA Margin <sup>1</sup></b>	Negative 8-9%

<sup>1</sup> See "Information regarding Non-GAAP Measures " for definition of Adjusted EBITDA as well as "Reconciliation of GAAP to Non-GAAP Measures" for Non-GAAP reconciliation.

# Information Regarding Non-GAAP Measures

In addition to the financial measures prepared in accordance with generally accepted accounting principles in the United States (“GAAP”), this earnings supplement contains certain non-GAAP financial measures. Marqeta considers Adjusted EBITDA and Adjusted EBITDA Margin as supplemental measures of the company’s performance that are not required by, nor presented in accordance with GAAP.

We define Adjusted EBITDA as net income (loss) adjusted to exclude depreciation and amortization; share-based compensation expense; payroll tax related to share-based compensation; legal, financial, and tax due diligence costs related to potential acquisitions; income tax expense (benefit); and other expense (income) net, which consists of changes in the fair value of redeemable convertible preferred stock warrant liabilities (for periods prior to the IPO), realized foreign currency gains and losses, interest income from our marketable securities, our share of equity method investments’ profit or loss, and impairment of equity method investments or other financial instruments. We believe that Adjusted EBITDA is an important measure of operating performance because it allows management and our board of directors to evaluate and compare our core operating results, including our operating efficiencies, from period to period. Additionally, we utilize Adjusted EBITDA as an input into our calculation of certain annual employee bonus plans.

Adjusted EBITDA Margin is calculated as Adjusted EBITDA divided by net revenue. This measure is used by management and our board of directors to evaluate our operating efficiency.

Adjusted EBITDA and Adjusted EBITDA Margin should not be considered in isolation, or construed as an alternative to net loss, or any other performance measures derived in accordance with GAAP, or as an alternative to cash flow from operating activities or as a measure of the company’s liquidity. In addition, other companies may calculate Adjusted EBITDA differently than Marqeta does, which limits its usefulness in comparing Marqeta’s financial results with those of other companies.

A reconciliation of Adjusted EBITDA to the comparable GAAP measure for the third quarter of 2022 is not available due to the challenges and impracticability with estimating some of the items as such items cannot be reasonably predicted and could be significant. Because of those challenges, reconciliations of such forward-looking non-GAAP financial measures are not available without unreasonable effort.



# Reconciliation of GAAP to Non-GAAP Measures

(dollars in thousands)	June 30, 2021	September 30, 2021	December 31, 2021	March 31, 2022	June 30, 2022
<b>Net revenue</b>	\$ 122,266	\$ 131,511	\$ 155,414	\$ 166,102	\$ 186,678
<b>Net loss</b>	\$ (68,554)	\$ (45,730)	\$ (36,807)	\$ (60,598)	\$ (44,688)
<b>Net loss margin</b>	(56%)	(35%)	(24%)	(36%)	(24%)
Net loss	\$ (68,554)	\$ (45,730)	\$ (36,807)	\$ (60,598)	\$ (44,688)
Depreciation and amortization expense	874	786	967	979	921
Share-based compensation expense	55,536	38,965	36,767	37,005	35,148
Payroll tax expense related to share-based compensation	939	614	403	835	423
Due diligence costs related to potential acquisitions	–	334	755	–	–
Other expense (income), net	481	57	(142)	11,677	(1,802)
Income tax expense (benefit)	87	35	(781)	(351)	(227)
<b>Adjusted EBITDA</b>	<b>\$ (10,637)</b>	<b>\$ (4,939)</b>	<b>\$ 1,162</b>	<b>\$ (10,453)</b>	<b>\$ (10,225)</b>
<b>Adjusted EBITDA Margin</b>	<b>(9%)</b>	<b>(4%)</b>	<b>1%</b>	<b>(6%)</b>	<b>(5%)</b>